



Name: _____

Term 4

Instructions

1. Answer all the questions
2. Read all questions carefully.
3. Write all answers in the spaces provided.
4. The duration of the paper is one hour.

Section A: Beginning Knowledge

Our Country

1. Circle the correct answer from the words given below. (4)

1.1 South Africa has..... provinces.

- a. Nine
- b. Five
- c. Seven

1.2 The name of our province is...

- a. Northern Cape
- b. North West
- c. Western Cape

1.3 The South African flag has... colours.

- a. Seven
- b. Six
- c. Five

1.4 The president of South Africa is...

- a. Mr Cyril Ramaphosa
- b. Mr Supra Mahumapelo
- c. Mr Jacob Zuma

2. Say if the sentences below are true or false: (4)

a. The capital town of the North West province is Polokwane.

b. A letter is one medium we use as a form of communication

c. Nurses and policemen cannot work at night. -----

d. The national anthem consists of five languages. -----


3. Write a caption for each of the pictures of our national symbols below: (5)




3.1 -----




3.2 -----



3.3 _____



3.4 _____



3.5 _____

___ / 13

Communication

4. Look at the pictures. Then colour the face that shows how they feel. (2)



This boy feels ...



happy



cross



sick



The little girl feels ...



scared



excited



hurt



This girl should not feel happy, she should feel ...




angry



scared



sorry



The woman in the house feels ...



surprised



cross



sick

5. We use writing for different kinds of communication. Look at the pictures and write the correct label below each picture. Use one of the following words. (5)

SMS

e-mail

letter

fax

postcard



6. Look at the Braille alphabet. Write your name in Braille. (1)

A	B	C	D	E	F	G	H	I
J	K	L	M	N	O	P	Q	R
S	T	U	V	W	X	Y	Z	

--	--	--	--	--	--	--	--	--	--

7. Name five different ways of communication. (5)

7.1 _____

7.2 _____

7.3 _____

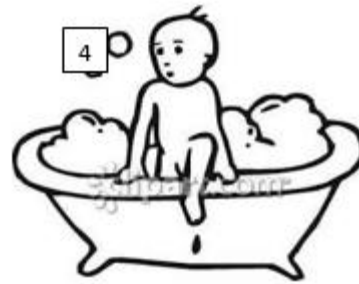
7.4 _____

7.5 _____

___ / 13

Day and Night

8. Write the correct picture number next to the statements given. (5)



The girl and her family like to talk, have supper and tell stories in the evenings.	
---	--

She brushes her teeth.	
------------------------	--

She is tired and she goes to sleep straight away.	
---	--

She has a bath.	
-----------------	--

After dinner she helps to clean the dishes.	
---	--

9. Underline the correct answer from the sentences below: (5)

9.1 Blind people use (guide dogs/ fingers) to help them walk.


9.2 A night bird is called an (owl/pigeon).

9.3 A (porcupine/ jackal) is an animal that is safe at night.

9.4 (The sun/ moon) gives us rays of light.

9.5 (Pigeons/Owls) can see very well in moonlight.

10. Look at the pictures and answer these questions. (4)



a. In which picture is it night-time?

b. Say why you think so?

c. Which do you like best - daytime or night-time? Say why.

d. What can we use to make light when it is dark?

II. Read the passage below then answer the questions. (5)

Porcupines sleep during the day. At night they look for food. They use their strong claws to dig up roots and bulbs to eat. Porcupines like to hide away under rocks. They have quills all over their bodies. The quills are like very sharp needles. When a hunting animal gets too close, a porcupine quickly moves backwards and sticks its quills into the hunter. The quills fall off the porcupine, so that it can run away. The hunter is usually too sore to chase the porcupine!

a. What is this animal called?

b. What does it do when a hunting animal gets too close?

c. Where does it live?

d. What does it eat?

e. Is it a nocturnal animal?

_____ / 19 Marks

_____ / 45 Marks (Section A)

Section B: Creative Arts

Performing Arts

12. Sing the South African National Anthem

3	6	9	12	15
Performs and sings the first part of the South African National Anthem	Performs and sings parts of the South African National Anthem with class choir group.	Performs and sings the complete South African National Anthem individually and with class choir group.	Performs and sings, the complete South African National Anthem expressing high and low notes accordingly individually and with class choir group.	Performs and sings the complete South African National Anthem expressing high and low notes, fast and slow tempo accordingly individually and with class choir group.

_____ / 15

Visual Arts

13. Make a South African flag fan

14. Name two places the South African flag can be seen flying.

a. _____

b. _____

Criteria	Possible Marks	Actual Marks
Learner was able to draw correctly	2	
Learner was able to fold the fan correctly.	2	
Learner made use of the correct colours of the South African flag	4	
Learner was able to name 2 places where we can see the South African flag fly	2	
Total Marks	10	

_____ / 10 Marks

_____ / 70 Marks TOTAL